



**TRUCK
EDITION**

12100 Module

Installation Guide

— 1998-2005 —

8.3L & 9.0L Caps Fuel System
Cummins Engines


Up to 30% HP Gain
10-20% Fuel Savings



[AgDiesel Solutions.com](http://AgDieselSolutions.com)

You Tube 

8.3L & 9.0L Cummins Engine Instructions



**For Tech Support Please Call
812-618-9168 or 1-855-343-7680**

Adjustable on the fly
Position 1 - Stock (counter clockwise)
Position 2 - Low- Up to 15% HP
Position 3 - High- Up to 30% HP



Module switch can be ran inside the cab for easy performance adjustment. Module switch can be secured in engine bay if desired. Module will default to HIGH setting if switch is not connected


NOT FOR USE IN CALIFORNIA

MODULE DOES NOT BYPASS, DELETE, OR DEFEAT ANY EMISISON CONTROL SYSTEMS

*If installation assistnace is needed, Ag Diesel Solutions is not responsible for any cost associated with third party installation.

8.3L & 9.0L Cummins Engine Instructions

- 1) Locate and unplug the CAPS Fuel pressure sensor and ICV injection control valves located below the large accumulator plane.



- 2) Connect the male injection control valve connector from the module into the stock female connector.

Note: Do not connect to the CAPS accumulator wire located on the top of pump.

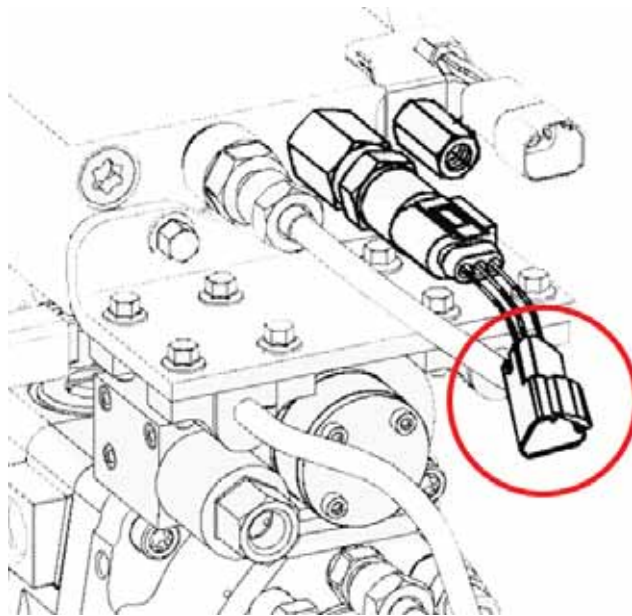


3) Connect the female injection control valve connector from the module into the stock male connector.



4) locate the fuel pressure sensor as shown in the diagram. and unplug.


Note: Fuel Pressure has triangle connector



5) Plug the female fuel pressure connector into the factory male connector. Plug the male fuel pressure connector into the stock female connector.



6) Connect the red wire with a ring terminal to a constant 12 volt source. Connect the black wire with a ring terminal to a good engine ground. Wiring can be routed over the engine to the Alternator. **Note: For RV's, power and ground needs to be connected to the engine, not the house battery system.**



7) Mount the module in a safe location using the supplied wire ties. Secure the module away from any excessive heat and moving parts.



For Tech Support
Please Call
1.812.618.9168 or 1.855.343.7680

THIS IS A HIGH PERFORMANCE PRODUCT. USE AT YOUR OWN RISK.

Do not use this product until you have carefully read the following agreement.

This sets forth the terms and conditions for the use of this product. The installation of this product indicates that the BUYER has read and understands this agreement and accepts its terms and conditions

DISCLAIMER OF WARRANTY AND LIMITATION OF LIABILITY

PSI Power, Inc and its successors, distributors, jobbers, and dealers (hereafter "SELLER") shall in no way be responsible for the product's proper use and service. It is the installer's responsibility to check for proper installation and if in doubt, contact the manufacturer. The SELLER assumes no liability regarding the improper installation or misapplication of its products. BUYER ACKNOWLEDGES IT HAS HAD THE OPPORTUNITY TO FULLY INSPECT THE PRODUCT. ACCORDINGLY, BUYER ACKNOWLEDGES THAT THE PRODUCT IS BEING SOLD IN "AS IS/WHERE IS" CONDITION AND WITH ALL FAULTS. EXCEPT AS OTHERWISE PROVIDED HEREIN, THERE ARE NO EXPRESS WARRANTIES WITH RESPECT TO THE GOODS, AND ALL IMPLIED WARRANTIES, INCLUDING BUT NOT LIMITED TO, IMPLIED WARRANTIES OF FITNESS FOR A PARTICULAR PURPOSE AND MERCHANTABILITY ARE LIKEWISE HEREBY EXPRESSLY AND FULLY DISCLAIMED. SELLER SHALL NOT BE HELD LIABLE FOR SPECIAL, INDIRECT, INCIDENTAL OR CONSEQUENTIAL DAMAGES OF ANY NATURE WITH RESPECT TO THE PRODUCTS (INCLUDING, WITHOUT LIMITATION, LOST PROFITS, LOST SALES, LOSS OF PRODUCTION, PROPERTY DAMAGE, PERSONAL INJURY OR LOSS OR DAMAGE RESULTING FROM INTERRUPTION OR FAILURE IN OPERATION OF THE PRODUCTS) AND BUYER HEREBY EXPRESSLY WAIVES AND DISCLAIMS ALL SUCH LIABILITY CLAIMS. THE BUYER ACKNOWLEDGES AND AGREES THAT THE DISCLAIMER OF LIABILITY CONTAINED HEREIN IS A MATERIAL TERM OF THE SALE OF THE PRODUCT AND, TO THE FULLEST EXTENT PERMITTED BY LAW, BUYER SHALL DEFEND, INDEMNIFY AND HOLD SELLER HARMLESS FROM ANY AND ALL CLAIMS, DEMANDS, CAUSES OF ACTION, CONTROVERSIES, LIABILITIES, FINES, LOSSES, COSTS AND EXPENSES (INCLUDING, BUT NOT LIMITED TO ATTORNEYS' FEES, EXPERT WITNESS EXPENSES AND LITIGATION EXPENSES) ARISING FROM OR RELATED TO SELLER'S PRODUCTS.

LIMITED LIFETIME WARRANTY

PSI Power Inc (hereafter "SELLER") warrants that the product supplied shall conform to SELLER's specifications and shall be free from defects in design, material or workmanship for the life of the original BUYER. This Warranty shall not be extended, transferred, assigned or varied except by a written instrument signed by SELLER and BUYER. Products that have been returned to SELLER during the warranty period and accompanied by a dated proof of purchase receipt, with shipping and handling paid by the BUYER, and found to be defective in design, material or workmanship, in SELLER's sole discretion, may be repaired or replaced at SELLER's option and cost. All warranty claims hereunder are subject to approval by SELLER upon examination of the product. If the product is found not to be defective by SELLER, the product may be returned to BUYER at BUYERS cost. Under no circumstances shall the SELLER be liable for any labor charged or travel time incurred in diagnosis for defects, removal, or reinstallation of this product, or any other expenses. This warranty is void on any products that show evidence of misapplication, negligence, improper installation, abuse, lack of proper maintenance or alteration from its original design.

IN THE EVENT THAT THE BUYER DOES NOT AGREE WITH THIS AGREEMENT: THE BUYER MAY PROMPTLY RETURN THIS PRODUCT, IN A NEW AND UNUSED CONDITION, WITH A DATED PROOF OF PURCHASE, TO THE PLACE OF PURCHASE WITHIN THIRTY (30) DAYS FROM DATE OF PURCHASE FOR A FULL REFUND. THE INSTALLATION OF THIS PRODUCT INDICATES THAT THE BUYER HAS READ AND UNDERSTANDS THIS AGREEMENT AND ACCEPTS ITS TERMS AND CONDITIONS.

AGRICULTURE



Up to 30% Horsepower Increase
10-20% Fuel Savings
Does NOT Flash Factory ECM
Field Tested and Dyno Proven
Plug and Play Installation
LIFETIME WARRANTY

Construction



Up to 30% Horsepower Increase
10-20% Fuel Savings
Does NOT Flash Factory ECM
Field Tested and Dyno Proven
Plug and Play Installation
LIFETIME WARRANTY

Truck Edition: Light Duty



Up to 90 Horsepower Increase
1-3 MPG Fuel Savings
Does NOT Flash Truck ECM
Field Tested and Dyno Proven
Plug and Play Installation
LIFETIME WARRANTY

Truck Edition: Med, Heavy Duty



Up to 30% Horsepower Increase
5-15% Fuel Savings
Does NOT Flash Truck ECM
Field Tested and Dyno Proven
Plug and Play Installation
LIFETIME WARRANTY

Learn More: AgDieselSolutions.com  