



TS PERFORMANCE ***WE ARE DIESEL***

MP-8
TSPC7CA
TSP3126CA
TSPC9CA
98-05 Cat C7&3126
2000-07 C9

Thank you for buying the MP-8. Here you will learn how to install this MP-8 into your truck, and we guarantee that you will be satisfied with our product. Before you get started check to make sure that you have everything below in the contents that came in the box

(2006-07 C9 off Highway only)



Installation Manual


Continued

Installation of TS Performance Power Play MP-8 Caterpillar C-7, C9, & 3126

Contents:	
MP-8 Module	TSP01CAT Harness
3 Position Switch	(4) Zip Ties

Read all instructions and fully understand them before installing your TS Performance MP-8 module. Disconnect the battery terminals and remove keys from the ignition before installation.

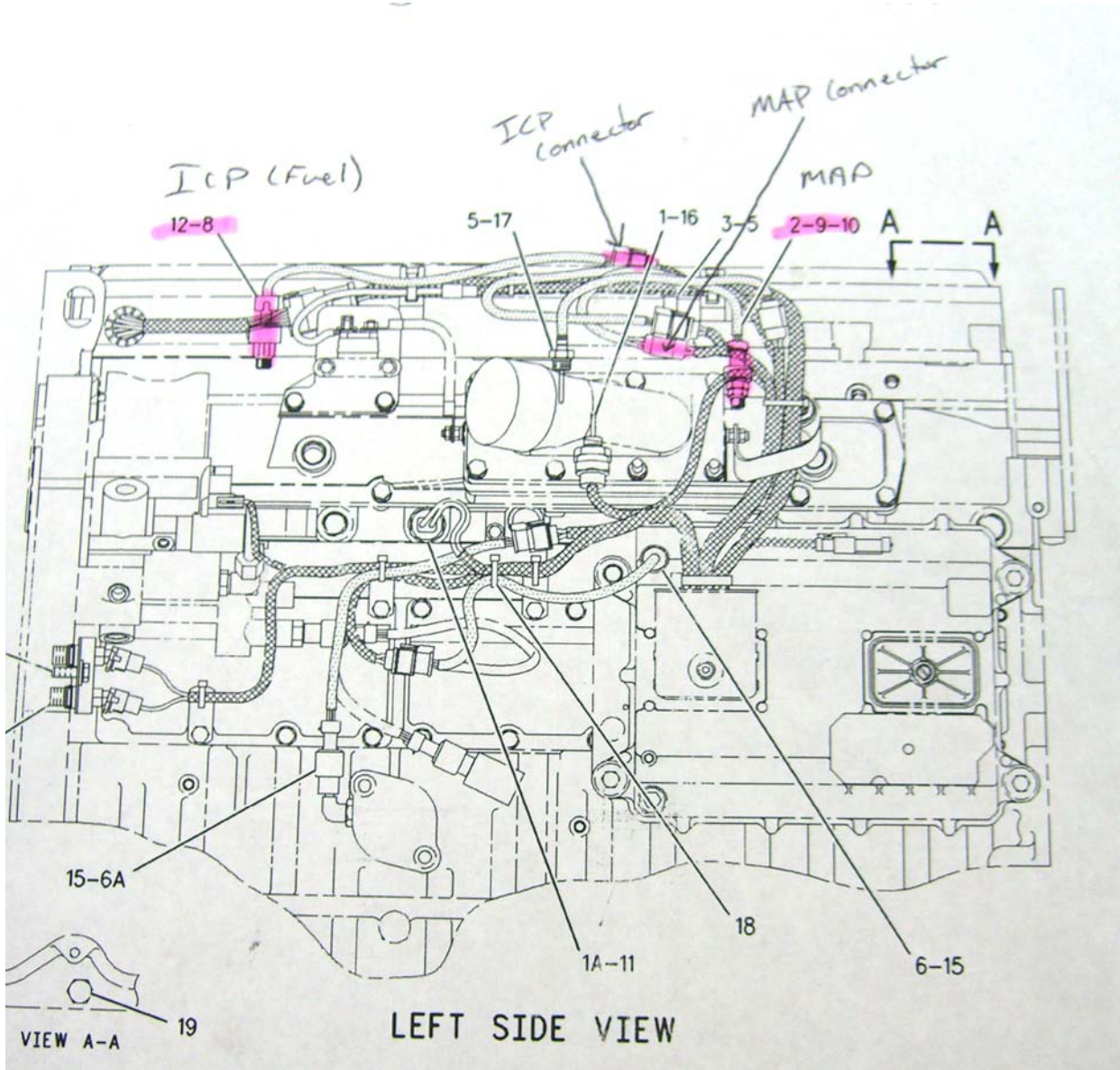
Place Di-Electric Grease onto every electrical connection.



TSP01CAT HARNESS

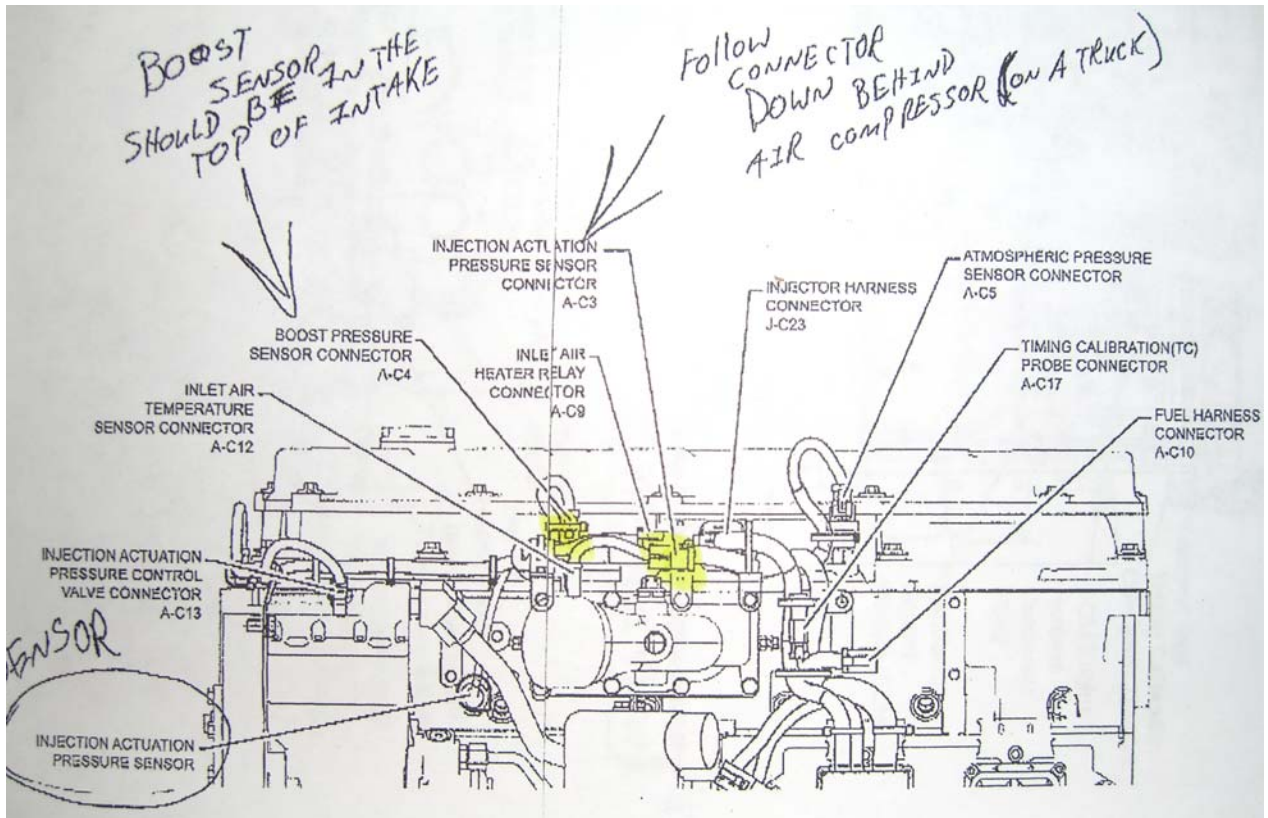
Continued

1. Locate a place to mount the MP-8 module inside the engine compartment on the driver's side where it will be free from extreme heat and moisture. Use the supplied zip ties to securely mount the module.



1999-2005 - 3126 CAT / C7 CAT / 2000-2005 C9

Continued



2006-2007 CAT C9

2. Locate the MAP/ Boost Sensor towards the back side of the engine on the driver's side, next to the valve cover in the intake manifold. The MAP/Boost sensor on the engine usually has white, green, and Pink wires on it. Unplug the factory harness from this sensor and plug the harness from the MP-8 into it. On our harness, the MAP connectors are the middle set of connectors having the green and orange wires.



Continued

3. Locate the ICP sensor directly in front of the MAP Sensor toward the front of the engine. The ICP connector on the engine usually has white, green, and brown wires. Unplug the factory harness from the ICP Sensor and plug the MP-8 harness into it which has the white and blue wires.



4. From the inside of the cab, route the wire from the adjustable switch through the firewall to the module in the engine compartment.
5. Mount the switch in the dash in a location the driver can easily access.

- HP increase of 30%
- Decrease Fuel Consumption by up to 15%
- On-The-Fly Adjustable
- When removed leaves no trace of modification or foot prints

Power increases as you turn the switch clockwise 0-30% over stock

Switch position as follows:

1st – stock

2nd – 15%

3rd – 30%



If there are any questions on the product or installation of the module give us a call at TS Performance
(270) 746-9999

Continued



TS Performance
5425 Nashville Rd
Bowling Green, KY 42101
270-746-9999
www.tsperformance.com

DISCLAIMER

READ CAREFULLY BEFORE INSTALLING ANY TS PERFORMANCE PRODUCT

REMEMBER THIS IS A HIGH PERFORMANCE PRODUCT. USE AT YOUR OWN RISK. FOR OFF ROAD USE ONLY.

Do not use this product until you have carefully read the following agreement. This agreement sets forth the terms and conditions for the use of the TS Performance product. The installation of this product indicates that the buyer has read and fully understands this agreement and accepts its terms and conditions.

DISCLAIMER OF LIABILITY

TS Performance, its distributors or dealers shall in no way be responsible for the product's proper use and service. The buyer of this system hereby waives all liability claims. The buyer acknowledges that he is not relying on the seller's skill or judgment to select or furnish goods suitable for any particular purpose and that there are no liabilities which extend beyond the description on the face hereof, and the buyer hereby waives all remedies or liabilities, expressed or implied arising by law or otherwise, (including without obligations of the seller with respect to fitness, merchantability and consequential damages) or whether or not occasioned by the seller's negligence.

The seller disclaims any warranty and expressly disclaims any liability for personal injury or damages. The buyer acknowledges and agrees that the disclaimer of any liability for personal injury is a material term for this agreement and the buyer agrees to indemnify the seller and to hold the seller harmless from any claim related to the item of the equipment purchased. Under no circumstances will the seller be liable for any damages or expenses by reason of use or sales of any such equipment.

The seller assumes no liability regarding the improper installation or misapplication of its products. It is the installer's responsibility to check for proper installation and if in doubt the manufacturer is to be contacted.

LIMITED LIFETIME WARRANTY

STATEMENT POLICY

- The warranty policy is the best warranty within the high performance diesel industry.
- All **TS Performance** products have been inspected, tested and trial in the factory laboratories and on the field.
- Nothing in this Statement of Policy shall alter or enlarge the terms of warranties, obligation or liabilities of these products.
- **TS Performance** is not responsible or liable for any products damaged or destroyed due to improper installation.

TERMS OF WARRANTY

- The defective product must be freight prepaid and returned to **TS Performance** for further investigation, otherwise this warranty shall be deemed null and voided and of no effect.
- This warranty is void on any products that show evidence of misapplication, negligence, improper installation, and abuse, lack of proper maintenance or alternation from its original design.
- In no event will **TS Performance** be liable for any consequential or incidental damages for breach of any express or implied warranty on the product.
- This warranty is not transferable or assignable.
- **TS Performance** is not responsible or liable for any products damaged or destroyed due to improper installation.

IN THE EVENT THAT THE BUYER DOES NOT AGREE WITH THIS AGREEMENT: THE BUYER MAY PROMPTLY RETURN THIS PRODUCT IN A NEW AND UNUSED CONDITION WITH A DATED PROOF OF PURCHASE TO THE PLACE OF PURCHASE WITHIN TEN (10) DAYS FROM DATE OF PURCHASE FOR A FULL REFUND.

THE INSTALLATION OF THIS PRODUCT INDICATES THAT THE BUYER HAS READ AND UNDERSTANDS THIS AGREEMENT AND ACCEPTS ITS TERMS AND CONDITIONS.

Continued

TS PERFORMANCE
Products and Other Info found on the
WWW.TSPERFORMANCE.COM

FOR TECHNICAL SUPPORT
(270) 746-9999



WE ARE DIESEL